













Scavenger Shape Hunt Self-Assessment Checklist

Students can use this self-assessment checklist to evaluate their own learning. They can indicate their level of performance at each of the eight steps. There is also room to make a comment if they would like.

Scavenger Shape Hunt Student Checklist					
1	Noticed mathematics around you.				
2	Captured something that interested you.				
3	Came up with a question.				



4	Found a way to solve it.				
5	Tried other ways to work it out.				
6	Shared your work with your classmates.				
7	Gave one of your classmates' problems a go.				
8	Created an attractive visual display of your work.	